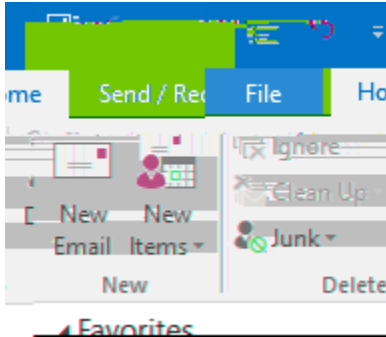
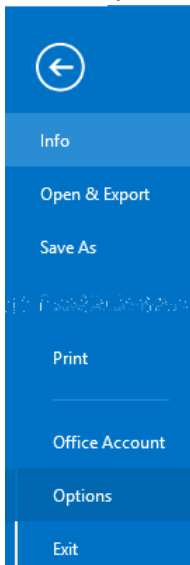


Email Signature for Outlook (Desktop - PC)

- After you have created using the email signature generator to create your email signature, and have copied it -- In Outlook, select "File"

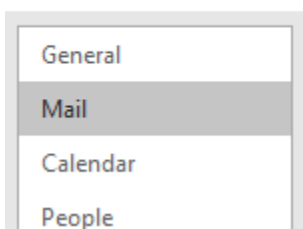


- Select "Options"



- Select "Mail"

Outlook Options



- Select "Signatures"



- Select "New".